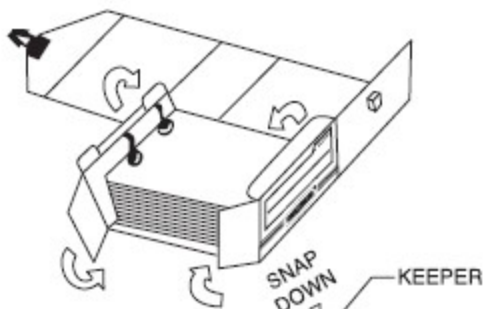
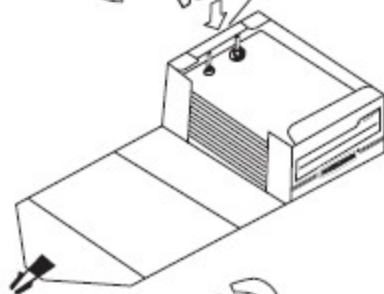



ASSEMBLY INSTRUCTIONS FOR CLOSING BINDER



STEP NO. 1
FOLD UP FLAPS AROUND
FORMS AS INDICATED.



STEP NO. 2
PUSH PLASTIC KEEPER DOWN
OVER POSTS UNTIL POSTS
SNAP INTO KEEPER. FOLD
BINDER AS INDICATED.



STEP NO. 3
FOLD REMAINING PANEL AS
INDICATED AND LOCK BY
ENGAGING FASTENER.